

Cops, Caps, Copes

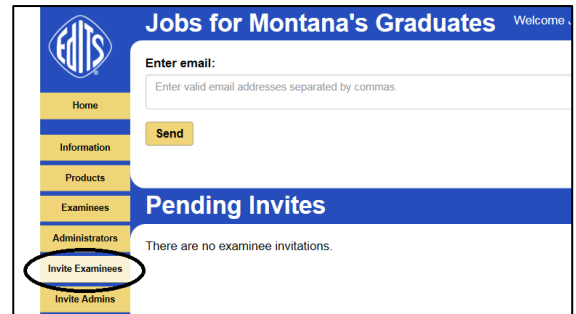
Anyone is interested in using the Cops, Caps, Copes assessment testing this year please send an e-mail to [John Danielson](mailto:John.Danielson@edits.net) with the number of students you would like to test.

EdITS, the company that supplies the Cops, Caps, Copes assessment has undergone a recent change to their system. Although the system looks a little different, the changes should make it easier for you to administer the test. To login to the new EdITS system use the following website: <https://signin.edits.net/>.

There are now two different ways you can assign invitees to take the assessments.

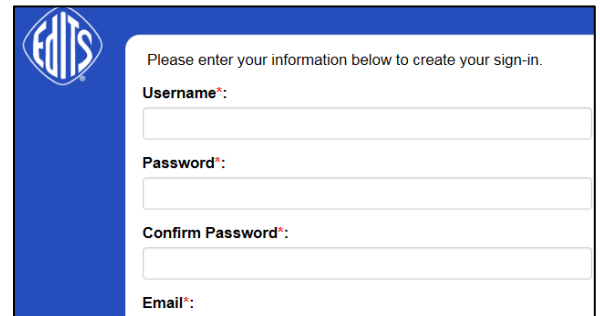
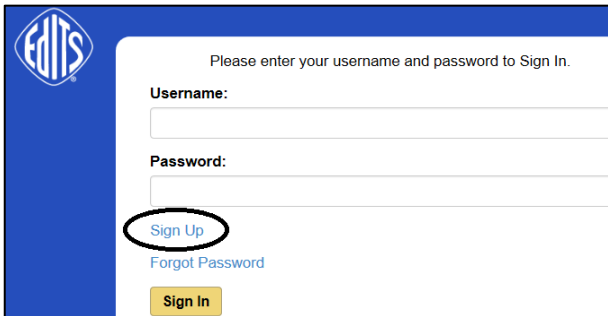
1) Invite Examinee

In order to Invite Examinees you select the Invite Examinees link across the left-hand side of the screen. You will then enter the e-mail address for all of the students you want to invite to test. They will then follow the link in the email they receive to sign up for testing.



2) Students will "Sign Up."

In order to have your students "Sign-Up" they can select the link from the EdITS sign in page <https://signin.edits.net/>. Once students select the "Sign-Up" link they will be asked to create an account and enter the Token code. As a specialist, you can find your unique token code from your homepage upon login.



After student creates a username/password, they will then see a screen stating they have not joined any groups. Student will need to select "Click here to use your token" link, enter the token code (again found on your homepage after login or contact [John Danielson](mailto:John.Danielson@edits.net)), and finally select the "New" link to begin testing.

